

Peppol

The future is open

Slovakia eInvoicing and Tax Reporting Billing Test Suite

(C2-C3)

User Guide

Status: Final - Version: 1.2

Last updated: 09.03.2026

OpenPeppol AISBL
Rond-point Schuman 6, box 5
1040 Brussels Belgium

info@peppol.eu
www.peppol.org
Last updated:09.03.2026

Table of Contents

1. Introduction	3
1.1. Glossary	3
1.2. Process Overview	3
2. Prerequisites and preparation	4
2.1. Prerequisites	4
2.1.1. Peppol PKI AP Test Certificate	4
2.1.2. Access Point deployment	4
2.2. Supported browsers	4
2.3. Preparation	4
3. Slovakia Testing	6
3.1. Slovakia Test Suites	7
4. Slovakia Billing Test Suite Walkthrough	11
4.1. Slovakia Billing test suite	11
4.1.1. Invoice Reception with Tax Reporting	14
4.1.2. Invalid Invoice Reception (Schematron errors)	16
4.1.3. Credit Note Reception with Tax Reporting	18
4.1.4. Invoice Submission with Tax Reporting	20
4.1.5. Credit Note Submission with Tax Reporting	22

1. Introduction

This document provides information related to the Testbed's Slovak Billing test suite. Its purpose is to provide a guide on how to use the Slovak Billing test suite's User Interface. It describes the prerequisites as well as the key steps in carrying out the various test cases. The target audience for this document is Service Providers (SPs) that are interested in implementing the Slovak Republic Tax Data Document (TDD) specification necessary for fulfilling the obligations required to operate within the Slovak (SK) jurisdiction.

1.1. Glossary

Abbreviations used in this document:

Abbreviation	Meaning
AP	Access Point
MLS	Message Level Status
SK	Slovakia
SMP	Service Metadata Publisher
SP	Service Provider
SUT	System Under Test
TDD	Tax Data Document
UI	User Interface

Table 1 glossary

1.2. Process Overview

To execute a Peppol SK Billing Process within the Peppol network, there are several capabilities that the SPs must have. The Testbed makes it easier to verify these capabilities through a structured predefined testing process.

To achieve this, a test suite for Slovak specification testing is offered by Peppol, which requires the completion of test cases that verify the SP's ability to work with the BIS Billing, MLS and SK TDD specifications.

2. Prerequisites and preparation

2.1. Prerequisites

SPs must meet the following requirements before doing any testing.

2.1.1. Peppol PKI AP Test Certificate

SPs are authenticated to the Peppol Testbed Environment using PKI client authentication. As a result, the SP must have obtained a Peppol PKI AP test certificate and have it imported into their browser's keystore.

2.1.2. Access Point deployment

SPs must have an AP deployed; as a result, they need the following:

- An AS4 URL available – must refer to HTTPS.
- An AP must be accessible over the Internet.
- An AP must implement HTTPS with certificate chains to Certificate Authorities (CAs), which are trusted by Peppol. Self-signed certificates are considered non-compliant and will not be accepted when using the Testbed.
- An AP must have **installed the same Peppol PKI AP** test certificate used for the client authentication to the Testbed.
- A participant identifier must have been registered in a Peppol SMP that supports peppol-doctype-wildcard scheme.

2.2. Supported browsers

We can only guarantee that the Testbed website behaves in the correct manner if you are using any of the below web browsers:

- Google Chrome, version 100.0 and above
- Firefox, version 99.01 and above
- Microsoft Edge, version 101.0 and above

2.3. Preparation

A Peppol PKI AP test Certificate must be installed in your browser before visiting the Slovak Billing test suite for the first time.

Client certificate authentication must be setup in your browser according to the following instructions:

[Windows Google Chrome](#)

[Windows Mozilla Firefox](#)

[OS-X Generic](#)

After installing the PKI AP certificates, go to <https://www.testbed.peppol.org/>, which is the URL of the production Testbed.

When the browser prompts you to identify yourself with a certificate; choose your Peppol PKI AP test certificate.

The Testbed includes a set of available test suites that are enabled or disabled based on the certificate type imported by the user. You will only have access to test suites compatible with the currently imported certificate. In case of needing to use a disabled test suite (one that is not enabled by your current imported certificate type) you need to clear the cookies in your browser to reset your session and import a certificate that corresponds to the test suite you want to use.

Instructions on clearing browser cookies can be found here:

[Windows Mozilla Firefox¹](#)

[Windows Google Chrome](#)

[Windows Microsoft Edge²](#)

¹ In some cases when using Mozilla Firefox, even after clearing the cookies the browser does not trigger the certificate selection prompt. If that is the case, you should navigate to the browser settings > “Privacy & Security” and find the “Certificates” section. By clicking on the “View Certificates” option, a certificate manager window will pop-up. In the “Authentication Decisions” tab select the certificate you used for login into Testbed and press “Delete”. Revisit the Testbed page and login using your desired certificate.

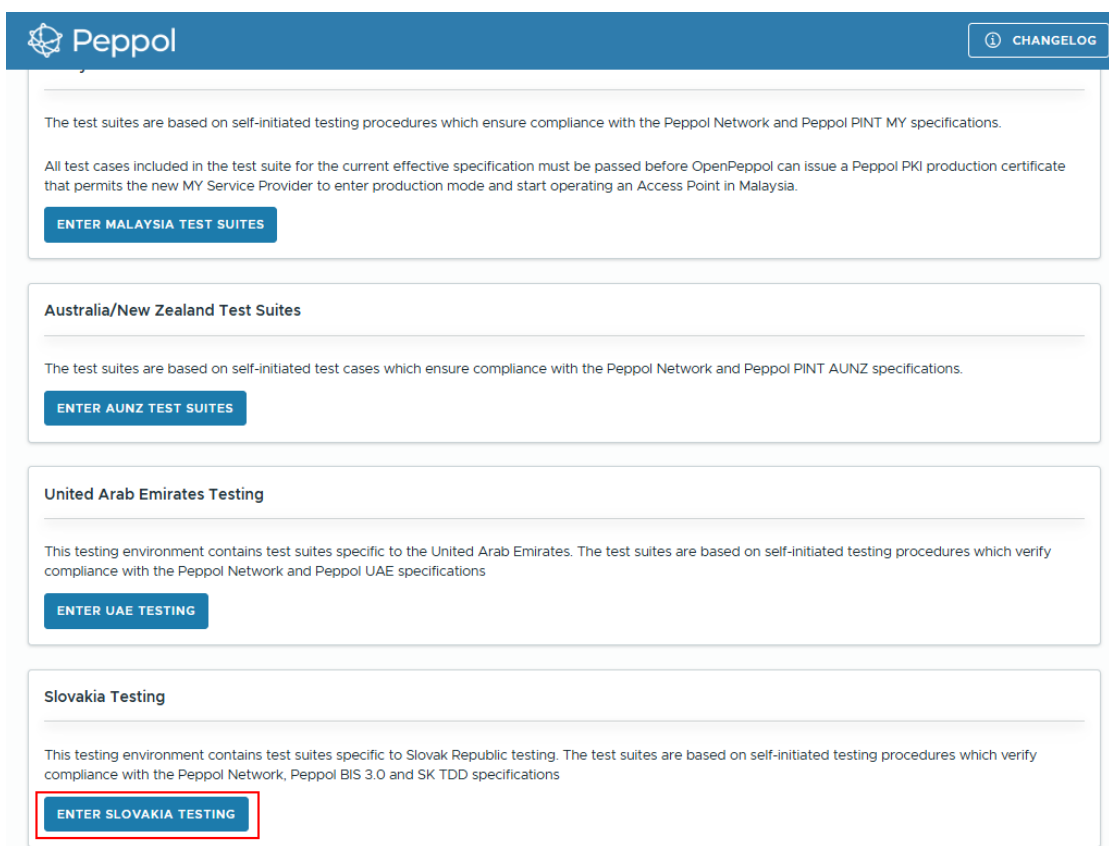
² In some cases when using Microsoft Edge, even after clearing the cookies the browser does not trigger the certificate selection prompt. If that is the case, you should click on the lock icon on the left side of the URL bar. Select “Your certificate choices” option, and then click on “Reset certificate choices”. A “Reset certificate choices” window will show up on your screen. Select “Reset choices” and refresh the page. You can now login using your desired certificate.

3. Slovakia Testing

The Testbed offers two Slovak testing options:

- BIS Billing specification testing, which verifies that an SP (C2/C3) can receive and submit message messages using the BIS Billing/Self-Billing, MLS and SK TDD specifications.
- SK TDD specification testing, which verifies that a Tax Authority Access Point (C5) can receive messages using the SK TDD and MLS specifications.³

To create a Slovakia Testing configuration, a user must first select “ENTER SLOVAKIA TESTING” in the landing page, as illustrated in Figure 1.



The screenshot shows the Peppol Testbed landing page. At the top left is the Peppol logo, and at the top right is a 'CHANGELOG' button. The page contains four testing options, each with a description and a button to enter the test suites:

- ENTER MALAYSIA TEST SUITES**: The test suites are based on self-initiated testing procedures which ensure compliance with the Peppol Network and Peppol PINT MY specifications. All test cases included in the test suite for the current effective specification must be passed before OpenPeppol can issue a Peppol PKI production certificate that permits the new MY Service Provider to enter production mode and start operating an Access Point in Malaysia.
- ENTER AUNZ TEST SUITES**: Australia/New Zealand Test Suites. The test suites are based on self-initiated test cases which ensure compliance with the Peppol Network and Peppol PINT AUNZ specifications.
- ENTER UAE TESTING**: United Arab Emirates Testing. This testing environment contains test suites specific to the United Arab Emirates. The test suites are based on self-initiated testing procedures which verify compliance with the Peppol Network and Peppol UAE specifications.
- ENTER SLOVAKIA TESTING**: Slovakia Testing. This testing environment contains test suites specific to Slovak Republic testing. The test suites are based on self-initiated testing procedures which verify compliance with the Peppol Network, Peppol BIS 3.0 and SK TDD specifications.

Figure 1 Testbed landing page

3 The C5 test suite will be released to the public in the near future.

3.1. Slovakia Test Suites

The UI consists of the following pages (as shown in Figure 2):

1. Billing Test Suite
2. Self-Billing Test Suite
3. Documentation
4. Profile

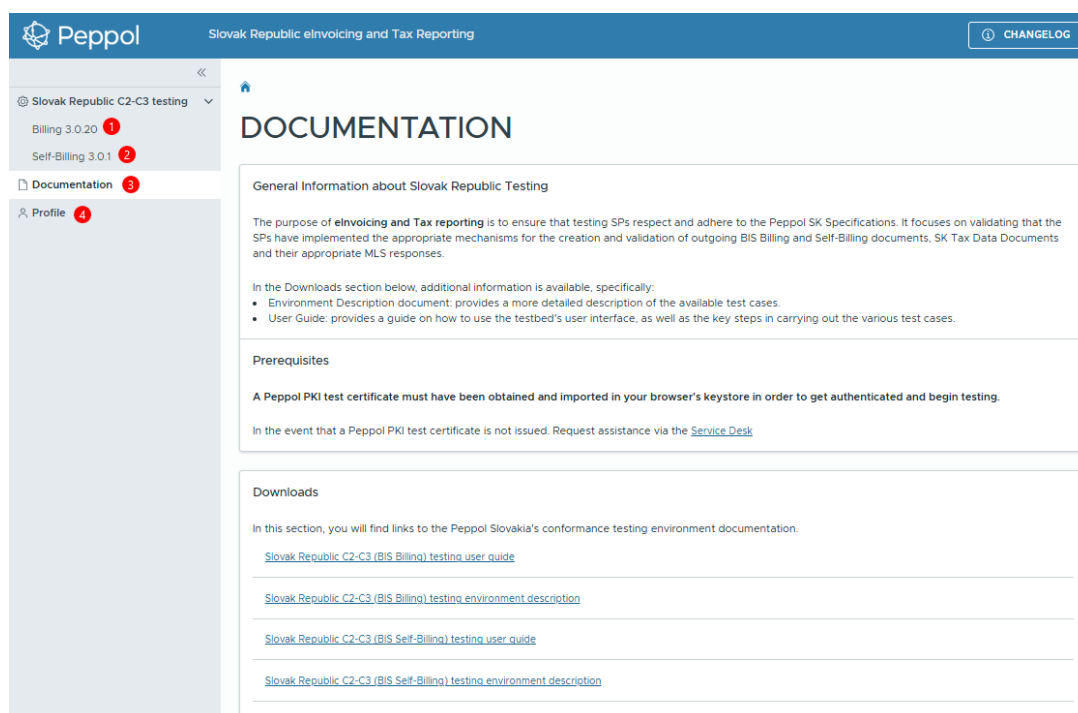
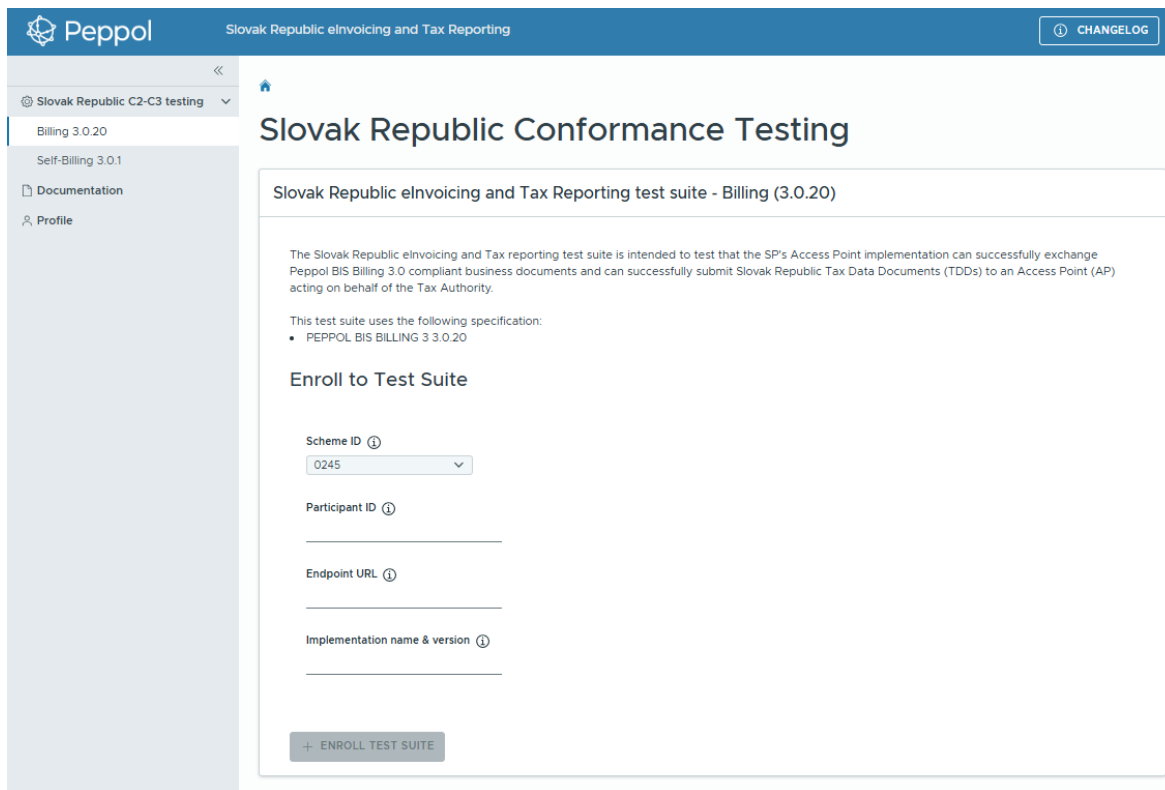


Figure 2 UI overview after Slovak configuration

The Slovakia Billing test suite is used to help evaluate new AP deployments and ensure compliance with the Peppol BIS Billing, MLS and SK TDD specifications. It is based on self-initiated tests that an end-user of the SP system chooses to run. The SP end user enrolls in the Slovak Billing test suite, selects which test cases to run, and reviews the results from the Testbed's user interface.

The Slovakia Billing page (shown in Figure 3) is used to enroll to the Slovakia Billing test suite.



The screenshot shows the Peppol web interface for Slovakia eInvoicing and Tax Reporting. The page title is "Slovak Republic Conformance Testing". The main content area is titled "Slovak Republic invoicing and Tax Reporting test suite - Billing (3.0.20)". It contains a description of the test suite, a list of specifications (PEPPOL BIS BILLING 3 3.0.20), and an "Enroll to Test Suite" form. The form includes fields for Scheme ID (0245), Participant ID, Endpoint URL, and Implementation name & version, along with an "ENROLL TEST SUITE" button.

Slovak Republic Conformance Testing

Slovak Republic invoicing and Tax Reporting test suite - Billing (3.0.20)

The Slovak Republic invoicing and Tax reporting test suite is intended to test that the SP's Access Point implementation can successfully exchange Peppol BIS Billing 3.0 compliant business documents and can successfully submit Slovak Republic Tax Data Documents (TDDs) to an Access Point (AP) acting on behalf of the Tax Authority.

This test suite uses the following specification:

- PEPPOL BIS BILLING 3 3.0.20

Enroll to Test Suite

Scheme ID ⓘ
0245

Participant ID ⓘ

Endpoint URL ⓘ

Implementation name & version ⓘ

+ ENROLL TEST SUITE

Figure 3 Slovakia Billing test suite enrollment

After enrolling to the Slovakia Billing test suite, the user can choose test cases to execute, as shown in Figure 4, label 1. As illustrated in Figure 4 label 2, the user may also view details about the enrolled configuration. As illustrated in Figure 4 label 3, the user may also view details about the specifications related to the test suite. It should be mentioned that in the specification details table the “Release URI” element is a clickable element navigating to the specification website.

Available test cases 1

Select test case to see more details

Invoice Reception with Tax Reporting	Paused
Invalid Invoice Reception (Schematron errors)	Paused
Credit Note Reception with Tax Reporting	Paused
Invoice Submission with Tax Reporting	Paused
Credit Note Submission with Tax Reporting	Paused

Enrolled configuration

Participant	0245:testbed-ae-tester
Endpoint URL	https://sut-ap.testbeding.sandbox.peppol.org/rcv1
Implementation name & version	tester

Specification Details

Release URI	PEPPOL_BIS_BILLING_3
Version	3.0.20

Invoice Reception with Tax Reporting Paused

The test case verifies the AP's ability to:

- Receive a PEPPOL_BIS_BILLING_3 Invoice
- Correctly generate and submit Tax Reporting data in accordance with the SK TDD specification
- Handle sending an MLS response to the sending AP (C2) and receiving an MLS response from the Tax Authority (C5)

The Testbed will generate and send an SBD containing a PEPPOL_BIS_BILLING_3 compliant Invoice to the under test Access Point. The messages will be addressed as follows:

- PEPPOL_BIS_BILLING_3 Invoice: sent from sender 9922-OPBCNTRL5B1001 to receiver 0245:testbed-ae-tester
- SK TDD: sent from sender 0245:testbed-ae-tester to receiver 0242:000006-1001

Your SMP must be correctly configured with the following receiving capabilities:

The messages will be addressed as follows:

- 1: PEPPOL_BIS_BILLING_3 Invoice (document Type ID: busdox-docid-qns:urn:oasis:names:specification:ubl:schema:xsd:Invoice-2:Invoice#urn:cen.eu:en16931:2017#compliant#urn:fdc:peppol.eu:2017:poacc:billing:3.0:2.1; Process ID: cenbii-procid-ubl:urn:fdc:peppol.eu:2017:poacc:billing:0110)
- 2: MLS (document Type ID: busdox-docid-qns:urn:oasis:names:specification:ubl:schema:xsd:ApplicationResponse-2:ApplicationResponse#urn:peppol:edec:cmis:1.0:2.1; Process ID: cenbii-procid-ubl:urn:peppol:edec:cmis)

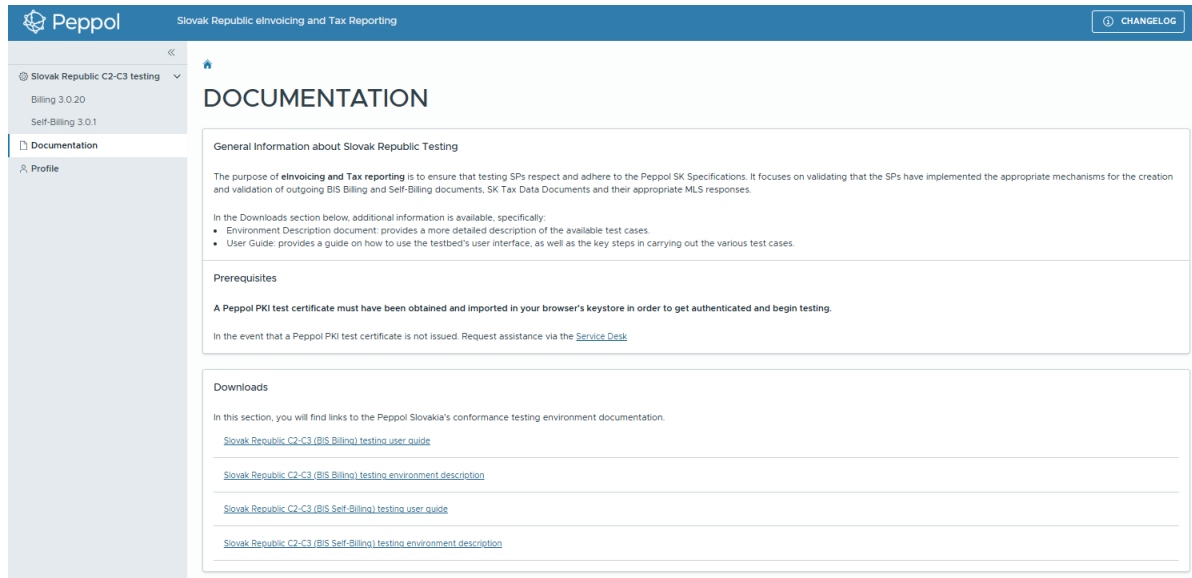
To pass this test case, your AP must:

- Receive and process a PEPPOL_BIS_BILLING_3 Invoice
- Send back a positive MLS (AP or AB Response Code) to the sending AP (C2) for the PEPPOL_BIS_BILLING_3 Invoice within 10 minutes
- Generate and submit a valid SK TDD referencing the received PEPPOL_BIS_BILLING_3 Invoice to the Tax Authority (C5) within 15 minutes
- Receive a valid MLS from C5 for the SK TDD

▶ START

Figure 4 Example of Slovakia Billing test case selection

The Documentation page (shown in Figure 5) collects and makes available useful links and resources (e.g., environment documentation, user guide, etc.).

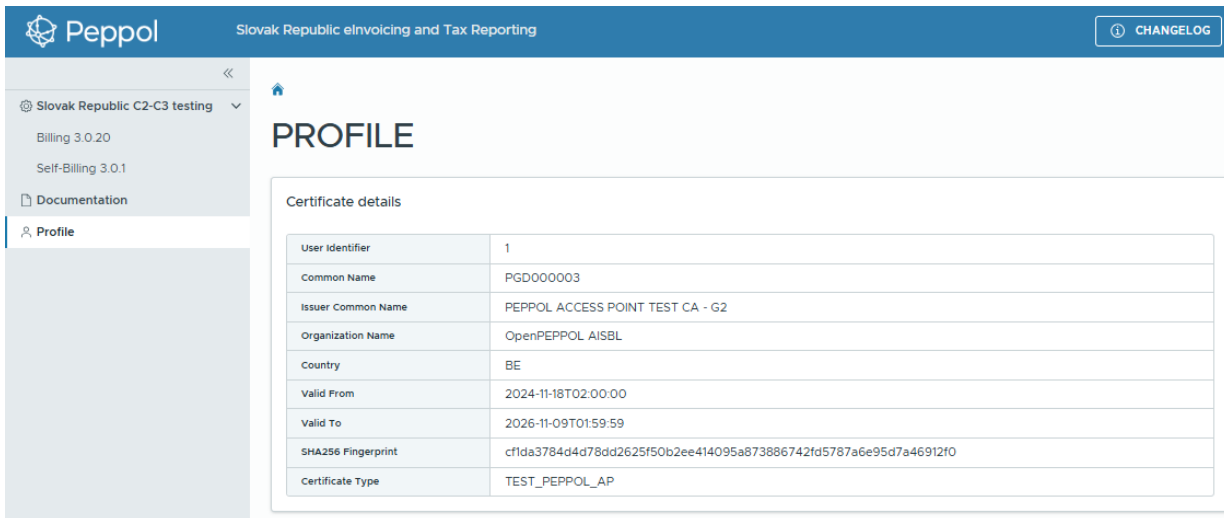


The screenshot shows the 'DOCUMENTATION' page in the Peppol interface. The page title is 'DOCUMENTATION'. It contains three main sections:

- General Information about Slovak Republic Testing:** Explains the purpose of eInvoicing and Tax reporting, focusing on validating SPs' adherence to Peppol SK Specifications. It lists additional information available in the Downloads section:
 - Environment Description document: provides a more detailed description of the available test cases.
 - User Guide: provides a guide on how to use the testbed's user interface, as well as the key steps in carrying out the various test cases.
- Prerequisites:** States that a Peppol PKI test certificate must be obtained and imported into the browser's keystore. It also provides a link to the Service Desk for assistance if a certificate is not issued.
- Downloads:** Lists links to various documentation files:
 - Slovak Republic C2-C3 (BIS Billing) testing user guide
 - Slovak Republic C2-C3 (BIS Billing) testing environment description
 - Slovak Republic C2-C3 (BIS Self-Billing) testing user guide
 - Slovak Republic C2-C3 (BIS Self-Billing) testing environment description

Figure 5 Documentation Page

The Profile page (shown in Figure 6) provides details about the user account that the Testbed creates using the Peppol PKI AP Test Certificate that was imported into the browser.



The screenshot shows the 'PROFILE' page in the Peppol interface. The page title is 'PROFILE'. It contains a section titled 'Certificate details' with the following information:

User Identifier	1
Common Name	PGD000003
Issuer Common Name	PEPPOL ACCESS POINT TEST CA - G2
Organization Name	OpenPEPPOL AISBL
Country	BE
Valid From	2024-11-18T02:00:00
Valid To	2026-11-09T01:59:59
SHA256 Fingerprint	cf1da3784d4d78dd2625f50b2ee414095a873886742fd5787a6e95d7a46912f0
Certificate Type	TEST_PEPPOL_AP

Figure 6 Profile Page

4. Slovakia Billing Test Suite Walkthrough

This part aims to show you how to use and complete the Slovakia Billing test suite. This part requires that you correctly have setup your browser by installing a Peppol PKI AP test certificate as specified in section 2.3.

4.1. Slovakia Billing test suite

Navigate to <https://www.testbed.peppol.org/> after installing a Peppol Test AP certificate in your browser and select the Slovakia Testing from the landing page, as shown in Figure 1.

If this is your first time using the Slovakia Billing test suite, you must first enroll in the test suite by providing the following information:

Participant ID and Scheme ID: Give a valid participant identifier. All the test cases available in the test suite will be carried out by using these identifiers.

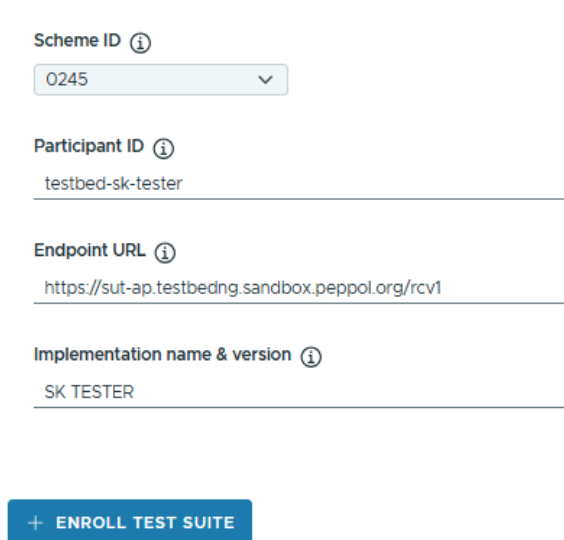
Endpoint URL: The participant's AS4 endpoint URL

Implementation name & version: Give a name and version for your AP implementation.

After filling in the information, click the “ENROLL TEST SUITE” button.

An example of a filled-in enrollment form is shown in Figure 7.

Enroll to Test Suite



The screenshot shows a web form titled "Enroll to Test Suite". It contains four input fields, each with an information icon (i) to its right:

- Scheme ID:** A dropdown menu with "0245" selected.
- Participant ID:** A text input field containing "testbed-sk-tester".
- Endpoint URL:** A text input field containing "https://sut-ap.testbedng.sandbox.peppol.org/rcv1".
- Implementation name & version:** A text input field containing "SK TESTER".

At the bottom of the form is a blue button with a white plus sign and the text "ENROLL TEST SUITE".

Figure 7 Enrollment form example

You will be presented with the available test cases for this test suite once you have successfully enrolled. Figure 8 illustrates this. The following are the test cases included in the Slovak Billing test suite:

- Invoice Reception with Tax Reporting
- Invalid Invoice Reception (Schematron errors)
- Credit Note Reception with Tax Reporting
- Invoice Submission with Tax Reporting
- Credit Note Submission with Tax Reporting

It's worth noting that the Slovakia Billing test suite's test cases don't have to be performed in order. Instead, every test case is ready to be run at any moment. The sole restriction is that **only one test case may run at a time**.

Available test cases	
Select test case to see more details	
Invoice Reception with Tax Reporting	Paused
Invalid Invoice Reception (Schematron errors)	Paused
Credit Note Reception with Tax Reporting	Paused
Invoice Submission with Tax Reporting	Paused
Credit Note Submission with Tax Reporting	Paused

Figure 8 Slovak Billing available test cases

Figure 9 provides a complete visual representation of each test case UI element. As shown in Figure 9, label 2, each test case contains a title, a status, and a description. When conducting each test case, make sure to follow the test case description. You can start a test case by pressing the "Start" button showcased in Figure 9, label 3. The configuration created by the user during the test suite enrolment is shown in Figure 9, label 4. The specifications related to the test suite can be found in the specification details table as shown in Figure 9, label 5. As illustrated in Figure 9, label 6, audit logs of events are available that comprise the timing of the occurrence, the action done, a description and the test case status. Finally, if you wish to re-enroll in a new Slovakia Billing test suite configuration and reset the current test suite and all the test case progress, select the "RESET TEST SUITE" button (Figure 9, label 7) and re-enroll in the test suite.

Slovak Republic eInvoicing and Tax Reporting test suite (3.0.20)
7 RESET TEST SUITE

The Slovak Republic eInvoicing and Tax reporting test suite is intended to test that the SP's Access Point implementation can successfully exchange Peppol BIS 3.0 compliant business documents and can successfully submit Slovak Republic Tax Data Documents (TDDs) to an Access Point (AP) acting on behalf of the Tax Authority.

Available test cases
Select test case to see more details

Invoice Reception with Tax Reporting	Paused
Invalid Invoice Reception (Schematron errors)	Paused
Credit Note Reception with Tax Reporting	Paused
Invoice Submission with Tax Reporting	Paused
Credit Note Submission with Tax Reporting	Paused

Enrolled configuration

Participant	0245:testbed-sk-tester
Endpoint URL	https://sut-ap.testbeding.sandbox.peppol.org/rcv1
Implementation name & version	SK TESTER

Specification Details

Release URI	PEPPOL_BIS_BILLING_3
Version	3.0.20

Invoice Reception with Tax Reporting Paused

The test case verifies the AP's ability to:

- Receive a **PEPPOL_BIS_BILLING_3 Invoice**
- Correctly generate and submit Tax Reporting data in accordance with the **SK TDD** specification
- Handle **sending an MLS response to the sending AP (C2)** and receiving an **MLS response from the Tax Authority (C5)**

The Testbed will generate and send an SBD containing a PEPPOL_BIS_BILLING_3 compliant invoice to the under test Access Point. The messages will be addressed as follows:

- PEPPOL_BIS_BILLING_3 Invoice:** sent from sender **9922:OPTBCNTRLSB1001** to receiver **0245:testbed-sk-tester**
- SK TDD:** sent from sender **0245:testbed-sk-tester** to receiver **0242:000006-1001**

Your SMP must be correctly configured with the following receiving capabilities:

1. PEPPOL_BIS_BILLING_3 Invoice (document Type ID: busdox-docid-qns:urn:oasis:names:specification:ubl:schema:xsd:Invoice-2:Invoice#urn:cen.eu:en16931:2017#compliant#urn:fdc:peppol.eu:2017:poacc:billing:3.0:2.1, Process ID: cenbii-procid-ubl:urn:fdc:peppol.eu:2017:poacc:billing:011:0)
2. MLS (document Type ID: busdox-docid-qns:urn:oasis:names:specification:ubl:schema:xsd:ApplicationResponse-2:ApplicationResponse#urn:peppoledec:mls1.0:2.1, Process ID: cenbii-procid-ubl:urn:peppoledec:mls)

To pass this test case, your AP must:

- Receive and process a **PEPPOL_BIS_BILLING_3 Invoice**
- Send back a positive **MLS (AP or AS Response Code)** to the sending AP (C2) for the **PEPPOL_BIS_BILLING_3 Invoice** within 10 minutes
- Generate and submit a valid **SK TDD** referencing the received **PEPPOL_BIS_BILLING_3 Invoice** to the Tax Authority (C5) within 15 minutes
- Receive a valid **MLS** from **CS** for the **SK TDD**

▶ START
8

Audit Log

Event Time	Action	Description	Status
<div style="border: 1px solid #ccc; width: 20px; height: 20px; margin: 0 auto;"></div>			

Figure 9 Test case overview

4.1.1. Invoice Reception with Tax Reporting

In the “**Invoice Reception with Tax Reporting**” test case, the Testbed environment will generate an SBD artifact containing a BIS Billing Invoice payload and send it to the SUT (System Under Test) AP using eDelivery. The SUT AP must process the received business document and based on the validation results, generate, and submit an appropriate **MLS and SK TDD message to the Testbed**. Upon reception of the TDD the Testbed will reply with an MLS response.

The testing participant’s addressing information will be dynamically discovered via the SMK/SMP. The transaction will be addressed to the receiver identifier provided during the test suite enrolment (participant id and scheme id). To properly receive the messages sent by the Testbed AP, you must register your enrolled participant to a Peppol SMP, with the capabilities of receiving **BIS Billing Invoices**, and **MLS documents**. More specifically:

- For the BIS Billing Invoice

Document identifier:

busdox-docid-qns:: urn:oasis:names:specification:ubl:schema:xsd:Invoice-2::Invoice##urn:cen.eu:en16931:2017#compliant#urn:fdc:peppol.eu:2017:poacc:billing:3.0::2.1

Process identifier:

cenbii-procid-ubl:: urn:fdc:peppol.eu:2017:poacc:billing:01:1.0

Transport profile: AS4 v2

- For the MLS

Document identifier:

busdox-docid-qns::urn:oasis:names:specification:ubl:schema:xsd:ApplicationResponse-2::ApplicationResponse##urn:peppol:edec:mls:1.0::2.1

Process identifier:

cenbii-procid-ubl::urn:peppol:edec:mls

Transport profile: AS4 v2

Figure 10 label 1, illustrates an unsuccessful attempt to pass the test case, which results in an error. The error has occurred due to the absence of the appropriate document type receiving capability registration in a Peppol SMP.

If the SUT AP receives the document, indicating a successful transaction, the Testbed will wait for the corresponding MLS response from the SUT AP. The waiting period will last ten (10) minutes. At the same time the Testbed Tax AP will be waiting for the corresponding TDD response to the business document. The waiting period for this transaction will be fifteen (15)

minutes. If the TDD reaches its destination, it will be validated, and an appropriate MLS response will be sent back to the SUT AP. To pass the test, the SUT AP must:

- Receive and process a BIS Billing Invoice. Proper SMP registration must be in place
- Correctly identify the Tax Authority recipient participant (C5) and MLS receiving capability of C2 via SMK(L)/SMP dynamic discovery
- Generate and submit a valid TDD that references the original received BIS Billing Invoice within a maximum of 15 minutes
- Generate and send a valid MLS, according to the latest published Peppol specification's business validation rules, within a maximum of 10 minutes

Figure 10 label 2, shows the successful reception of the message through the eDelivery network, alongside the successful submission of the MLS response to the Testbed, the successful submission of the TDD to the Testbed Tax AP and the MLS reply for the TDD from the Testbed Tax AP to the SUT AP.

Event Time	Action	Description	Status
2026-03-04T16:03:21	START	Transaction (with instance identifier f3833a12-8a80-4869-8358-9b1c3402173e) to testing AP failed to be delivered. Error: Registration: (Document Type ID: busdox-docid-grn:urn:oasis:names:specification:ubl:schema:xsd:Invoice-2:Invoice4#function:eu/en16931:2017#compliant#urn:fdc:peppol.eu:2017:poacc:billing:3.0:-2.1, Process ID: cenbii-procid-ubl:urn:fdc:peppol.eu:2017:poacc:billing:01:0). NOT found for participant: iso6523-actorid-ups:0245:testbed-sk-tester	Failed
2026-03-04T16:03:21	EVALUATION	Test case status evaluation	Failed
2026-03-04T16:04:54	RESTART	BD Submission Transaction (with instance identifier c27b28bc-d920-4172-e0f9-520458c1d26d) to testing AP was sent without any reported errors.	Passed
2026-03-04T16:04:54	EVALUATION	Test case status evaluation	Running
2026-03-04T16:04:56	MLS_RECEPTION	BD MLS Reception An MLS with instance identifier 85c3132-129e-4c4d-9dbd-9708408becda has been received and validated successfully. Upon comparison, the received MLS document matches the expected.	Passed
2026-03-04T16:04:56	EVALUATION	Test case status evaluation	Running
2026-03-04T16:05:13	TDD_RECEPTION	TDD Reception A TDD with instance identifier c54d2249-7bf2-49f6-b2d9-219f2cd548eb has been received and validated successfully. Upon comparison, the received TDD document matches the expected.	Passed
2026-03-04T16:05:13	EVALUATION	Test case status evaluation	Running
2026-03-04T16:05:14	MLS_SUBMISSION	TDD MLS Submission The TDD MLS with instance identifier 1b781606-a21a-49db-b355-b92194c62c1a (Response Code: AB) was submitted to testing AP without any reported errors.	Passed
2026-03-04T16:05:14	EVALUATION	Test case status evaluation	Passed

Figure 10 Invoice Reception with Tax Reporting passed test case

4.1.2. Invalid Invoice Reception (Schematron errors)

In the “**Invalid Invoice Reception (Schematron errors)**” test case, the Testbed environment will generate an SBD artifact containing a BIS Billing Invoice with Schematron errors as payload and send it to the SUT AP using eDelivery. The SUT AP must process the received business document and based on the validation results, generate, and submit an appropriate negative **MLS**.

The testing participant’s addressing information will be dynamically discovered via the SMK/SMP. The transaction will be addressed to the receiver identifier provided during the test suite enrolment (participant id and scheme id). To properly receive the message sent by the Testbed AP, you must register your enrolled participant to a Peppol SMP, with the capabilities of receiving BIS Billing Invoices. More specifically:

- **For the BIS Billing Invoice**

Document identifier:

busdox-docid-qns:: urn:oasis:names:specification:ubl:schema:xsd:Invoice-2::Invoice##urn:cen.eu:en16931:2017#compliant#urn:fdc:peppol.eu:2017:poacc:billing:3.0::2.1

Process identifier:

cenbii-procid-ubl::urn:peppol:bis:billing

Transport profile: AS4 v2

Error! Reference source not found., label 1, illustrates an unsuccessful attempt to pass the test case, which results in an error. The error has occurred due to the absence of the appropriate document type receiving capability registration in a Peppol SMP.

If the SUT AP receives the invalid document, the Testbed will wait for the corresponding negative MLS response from the SUT AP indicating the correct processing during reception. The waiting period will last ten (10) minutes. To pass the test, the SP must:

- **Receive and process an invalid** BIS Billing. Proper SMP registration must be in place
- **Detect and reject** the received invalid BIS Billing Invoice during processing
- **Generate and submit** a valid negative **MLS** referencing the correct Schematron error(s) **within a maximum of 10 minutes**

Figure 11, shows the reception and processing of the invalid message through the eDelivery network, alongside the successful submission of the negative MLS response to the Testbed.

Event Time	Action	Description	Status
2026-03-04T16:06:47	START	BD Submission Transaction (with instance identifier 25c26434-cbac-40f5-a032-e9a12e5aed95) to testing AP was sent without any reported errors.	Passed
2026-03-04T16:06:47	EVALUATION	Test case status evaluation	Running
2026-03-04T16:06:49	MLS_RECEPTION	BD MLS Reception An MLS with instance identifier 3e1ad71c-0f05-4c2f-a0f6-0dfd31bc770d has been received and validated successfully. Upon comparison, the received MLS document matches the expected	Passed
2026-03-04T16:06:49	EVALUATION	Test case status evaluation	Passed

Figure 11 Invalid Invoice Reception (Schematron errors) passed test case

4.1.3. Credit Note Reception with Tax Reporting

In the “**Credit Note Reception with Tax Reporting**” test case, the Testbed environment will generate an SBD artifact containing a BIS Billing Credit Note payload and send it to the SUT AP using eDelivery. The SUT AP must process the received business document and based on the validation results, generate, and submit an appropriate **MLS and SK TDD message to the Testbed**. Upon reception of the TDD the Testbed will reply with an MLS response.

The testing participant’s addressing information will be dynamically discovered via the SMK/SMP. The transaction will be addressed to the receiver identifier provided during the test suite enrolment (participant id and scheme id). To properly receive the message sent by the Testbed AP, you must register your enrolled participant to a Peppol SMP, with the capabilities of receiving BIS Billing Credit Notes and **MLS documents**. More specifically:

- **For the BIS Billing Credit Note**

Document identifier:

busdox-docid-qns:: urn:oasis:names:specification:ubl:schema:xsd:CreditNote-2::CreditNote##urn:cen.eu:en16931:2017#compliant#urn:fdc:peppol.eu:2017:poacc:billing:3.0::2.1

Process identifier:

cenbii-procid-ubl:: urn:fdc:peppol.eu:2017:poacc:billing:01:1.0

Transport profile: AS4 v2

- **For the MLS**

Document identifier:

busdox-docid-qns::urn:oasis:names:specification:ubl:schema:xsd:ApplicationResponse-2::ApplicationResponse##urn:peppol:edec:mls:1.0::2.1

Process identifier:

cenbii-procid-ubl::urn:peppol:edec:mls

Transport profile: AS4 v2

Figure 12 label 1, illustrates an unsuccessful attempt to pass the test case, which results in an error. The error has occurred due to the absence of the appropriate document type receiving capability registration in a Peppol SMP.

If the SUT AP receives the document, indicating a successful transaction, the Testbed will wait for the corresponding MLS response from the SUT AP. The waiting period will last ten (10) minutes. At the same time the Testbed Tax AP will be waiting for the corresponding TDD response to the business document. The waiting period for this transaction will be fifteen (15) minutes. If the TDD reaches its destination, it will be validated, and an appropriate MLS response will be sent back to the SUT AP. To pass the test, the SUT AP must:

- Receive and process a BIS Billing Credit. Proper SMP registration must be in place
- Correctly identify the Tax Authority recipient participant (C5) and MLS receiving capability of C2 via SMK(L)/SMP dynamic discovery
- Generate and submit a valid TDD that references the original received BIS Billing Credit Note within a maximum of 15 minutes
- Generate and send a valid MLS, according to the latest published Peppol specification's business validation rules, within a maximum of 10 minutes

Figure 12 label 2, shows the successful reception of the message through the eDelivery network, alongside the successful submission of the MLS response to the Testbed, the successful submission of the TDD to the Testbed Tax AP and the MLS reply for the TDD from the Testbed Tax AP to the SUT AP.

Event Time	Action	Description	Status
2026-03-04T16:09:36	START	Transaction (with instance identifier b38ce568-e229-4c4a-8b67-9ec81194054c) to testing AP failed to be delivered. Error: Registration. (Document Type ID: busdox-doidc-qns:urn:oasis:names:specification:ubl:schema:xsd:CreditNote-2-CreditNote#sum:cen.eu:ent16931:2017#compliant#urn:fdc:peppol.eu:2017:poacc:billing:3.0:2.1, Process ID: cenbii-procid-ubl:urn:fdc:peppol.eu:2017:poacc:billing:011.0) NOT found for participant: iso6523-actorid-upsic:0245:testbed-sk-tester	Failed
2026-03-04T16:09:36	EVALUATION	Test case status evaluation	Failed
2026-03-04T16:09:47	RESTART	BD Submission Transaction (with instance identifier 360fcc4f-5236-40ad-a0c8-0d5426d5a149) to testing AP was sent without any reported errors.	Passed
2026-03-04T16:09:47	EVALUATION	Test case status evaluation	Running
2026-03-04T16:09:49	MLS_RECEPTION	BD MLS Reception An MLS with instance identifier b1227418-b1f4-4faa-8aca-b33c8b79cd5f has been received and validated successfully. Upon comparison, the received MLS document matches the expected	Passed
2026-03-04T16:09:49	EVALUATION	Test case status evaluation	Running
2026-03-04T16:10:04	TDD_RECEPTION	TDD Reception A TDD with instance identifier 67397c13-86aa-4f52-b61e-962dc9077c04 has been received and validated successfully. Upon comparison, the received TDD document matches the expected	Passed
2026-03-04T16:10:04	EVALUATION	Test case status evaluation	Running
2026-03-04T16:10:05	MLS_SUBMISSION	TDD MLS Submission The TDD.MLS with instance identifier 4b9e9028-8806-47e6-82ae-0971e16ae008 (Response Code: AB) was submitted to testing AP without any reported errors.	Passed
2026-03-04T16:10:05	EVALUATION	Test case status evaluation	Passed

Figure 12 Credit Note Reception with Tax Reporting passed test case

4.1.4. Invoice Submission with Tax Reporting

In the “**Invoice Submission with Tax Reporting**” test case, the SUT AP is expected to send an SBD with a BIS Billing Invoice performing a **Peppol BIS Billing UBL Invoice V3** capability lookup, submit an SBD containing the corresponding TDD and handle MLS responses for both documents. The documents must be generated according to the test case’s instructions provided by the Testbed, which can be found in the test case description and audit log table. The sender will be the participant provided during enrollment (participant id and scheme id), and the receivers will be the Testbed environment’s AP (for the Invoice) and the Testbed Tax AP (for the TDD). Start the test case, and read the information given in the “**START**” audit log.

Please note that the TDD submission must happen **within fifteen (15) minutes** of the submission of the original business document. If the Testbed Tax AP hasn’t received the TDD within the given timeframe, the test case execution will fail automatically.

Once either of the expected documents is received, the Testbed environment performs Schematron checks to the received document and provides back the validation results. Based on the validation results, the Testbed generates and submits back the appropriate MLS.

To properly receive the MLS messages sent by the Testbed APs, you must register the capability to receive MLS in a Peppol SMP using your SPID. More specifically:

Document identifier:

```
busdox-docid-qns::
urn:oasis:names:specification:ubl:schema:xsd:ApplicationResponse-
2::ApplicationResponse##urn:peppol:edec:mls:1.0::2.1
```

Process identifier:

```
cenbii-procid-ubl::urn:peppol:edec:mls
```

Transport profile: AS4 v2

Figure 13, illustrates an unsuccessful attempt to pass the test case, which results in an error. The error has occurred due to the absence of the appropriate document type receiving capability registration in a Peppol SMP.

2025-12-21T20:06:14	MLS_SUBMISSION	MLS with instance identifier f9ded667-33ce-411b-844b-8027fc5514e3 sent to testing AP failed to be delivered. Error; Transaction unsuccessful, Unable to send message because SMP lookup failed.	Failed
---------------------	----------------	---	--------

Figure 13 Audit Log Execution Table (1)

A failed audit log entry will notify you in the event of a failed test attempt, caused by the business document or the tax data document validation failure, as shown in Figure 14. By pressing the “Show details” button, you can get further information about the mistakes that occurred (Figure 15). Examine the errors in the audit log, make any necessary corrections, and restart the test case till successfully passing the test case.

2026-03-04T16:22:15	RESTART	<p>The test case expects the submission of two SBDs containing:</p> <p>1. BIS Invoice Document Type Id: busdox-docid-qns:urn:oasis:names:specification:ubl:schema:xsd:Invoice-2:Invoice#urn:cen.eu:en16931:2017#compliant#urn:fdc:peppol.eu:2017:poacc:billing:3.0:2:1 Process Type Id: cenbii-procid-ubl:urn:fdc:peppol.eu:2017:poacc:billing:01:1:0</p> <p>2. Slovak Republic Tax Data Document Document Type Id: busdox-docid-qns:urn:peppol:schema:sk-taxdata:1.0:TaxData#urn:peppol:taxdata:sk-1:1:0 Process Type Id: cenbii-procid-ubl:urn:peppol:taxreporting</p> <p>To successfully pass the test case, all of the following conditions must be met:</p> <ul style="list-style-type: none"> • Submission of a valid business document • Reception of a valid MLS for the business document • Submission of a valid Tax Data Document referencing the business document • Reception of a valid MLS for the Tax Data Document <p>All steps are mandatory. If any step fails, the entire test case will be marked as failed.</p>	Running
2026-03-04T16:22:26	RECEIVE	Received transaction document with instance identifier c889baf3-1f48-4348-adt5-a9490a5bbb8a Schematron validation result has failed	Failed Show details
2026-03-04T16:22:26	EVALUATION	Test case status evaluation	Failed
2026-03-04T16:22:28	MLS_SUBMISSION	BD.MLS Submission The BD.MLS with instance identifier 06105300-d5ac-4388-8aa7-72e4895dea66 (Response Code: RE) was submitted to testing AP without any reported errors.	Failed
2026-03-04T16:22:28	EVALUATION	Test case status evaluation	Failed

Figure 14 Audit Log Execution Table (2)

Error Details

Error	Validation Type	Description	Location
VALIDATION	SCHEMATRON_VALIDATION	Document MUST not contain empty elements.	/Invoice[1]/cbc:BuyerReference[1]

OK

Figure 15 Error details

The test case is considered as “Passed” only if the document validation for both the business document and the tax data document is successful and the MLS responses for both documents, sent by the Testbed, reach the SUT AP, without any reported errors. You can see an example of a passed test case in Figure 16.

2026-03-04T16:17:28	START	<p>The test case expects the submission of two SBDs containing:</p> <p>1. BIS Invoice Document Type Id: busdox-docid-qns:urn:oasis:names:specification:ubl:schema:xsd:Invoice-2:Invoice#urn:cen.eu:en16931:2017#compliant#urn:fdc:peppol.eu:2017:poacc:billing:3.0:2:1 Process Type Id: cenbii-procid-ubl:urn:fdc:peppol.eu:2017:poacc:billing:01:1:0</p> <p>2. Slovak Republic Tax Data Document Document Type Id: busdox-docid-qns:urn:peppol:schema:sk-taxdata:1.0:TaxData#urn:peppol:taxdata:sk-1:1:0 Process Type Id: cenbii-procid-ubl:urn:peppol:taxreporting</p> <p>To successfully pass the test case, all of the following conditions must be met:</p> <ul style="list-style-type: none"> • Submission of a valid business document • Reception of a valid MLS for the business document • Submission of a valid Tax Data Document referencing the business document • Reception of a valid MLS for the Tax Data Document <p>All steps are mandatory. If any step fails, the entire test case will be marked as failed.</p>	Running
2026-03-04T16:18:03	RECEIVE	BD Reception A BD with instance identifier c889baf3-1f48-4348-adt5-a9490a5bbb8a has been received and validated successfully	Passed
2026-03-04T16:18:03	EVALUATION	Test case status evaluation	Running
2026-03-04T16:18:04	MLS_SUBMISSION	BD.MLS Submission The BD.MLS with instance identifier 2e912ef3-0f56-430f-a094-f3a2df9df1f5 (Response Code: AB) was submitted to testing AP without any reported errors.	Passed
2026-03-04T16:18:04	EVALUATION	Test case status evaluation	Running
2026-03-04T16:18:09	TDD_RECEPTION	TDD Reception A TDD with instance identifier 79dad244-c177-49a5-af0c-07542472b4f7 has been received and validated successfully. Upon comparison, the received TDD document matches the expected	Passed
2026-03-04T16:18:09	EVALUATION	Test case status evaluation	Running
2026-03-04T16:18:10	MLS_SUBMISSION	TDD.MLS Submission The TDD.MLS with instance identifier 0c36df24-6233-4c1b-b979-bd5e62d4df70 (Response Code: AB) was submitted to testing AP without any reported errors.	Passed
2026-03-04T16:18:10	EVALUATION	Test case status evaluation	Passed

Figure 16 Audit Log Execution Table (3)

4.1.5. Credit Note Submission with Tax Reporting

In the “**Credit Note Submission with Tax Reporting**” test case, the SUT AP is expected to send an SBD with a BIS Billing Credit Note performing a **Peppol BIS Billing UBL Credit Note V3** capability lookup, submit an SBD containing the corresponding TDD and handle MLS responses for both documents. The documents must be generated according to the test case’s instructions provided by the Testbed, which can be found in the test case description and audit log table. The sender will be the participant provided during enrolment (participant id and scheme id), and the receivers will be the Testbed environment’s AP (for the Credit Note) and the Testbed Tax AP (for the TDD). Start the test case, and read the information given in the “**START**” audit log.

Please note that the TDD submission must happen **within fifteen (15) minutes** of the submission of the original business document. If the Testbed Tax AP hasn’t received the TDD within the given timeframe, the test case execution will fail automatically.

Once either of the expected documents is received, the Testbed environment performs Schematron checks to the received document and provides back the validation results. Based on the validation results, the Testbed generates and submits back the appropriate MLS.

To properly receive the MLS messages sent by the Testbed AP, you must register the capability to receive MLS in a Peppol SMP using your SPID. More specifically:

Document identifier:

```
busdox-docid-qns::  
urn:oasis:names:specification:ubl:schema:xsd:ApplicationResponse-  
2::ApplicationResponse##urn:peppol:edec:mls:1.0::2.1
```

Process identifier:

```
cenbii-procid-ubl::urn:peppol:edec:mls
```

Transport profile: AS4 v2

The absence of the appropriate MLS document type receiving capability registration in a Peppol SMP, will result the test case to fail (see Figure 13).

A failed audit log entry will notify you in the event of a failed test attempt, caused by the business document or the tax data document validation failure, as shown in Figure 17. By pressing the “Show details” button, you can get further information about the mistakes that occurred (Figure 15). Examine the errors in the audit log, make any necessary corrections, and restart the test case till successfully passing the test case.

2026-03-04T16:26:33	START	<p>The test case expects the submission of two SBDs containing:</p> <p>1. BIS Credit Note Document Type Id: <code>busdox-docid-qns:urn:oasis:names:specification:ubl:schema:xsd:CreditNote-2:CreditNote#urn:cen.eu:en16931:2017#compliant#urn:fdc:peppol.eu:2017:poacc:billing:3.0:2.1</code> Process Type Id: <code>cenbii-procid-ubl:urn:fdc:peppol.eu:2017:poacc:billing:01:1.0</code></p> <p>2. Slovak Republic Tax Data Document Document Type Id: <code>busdox-docid-qns:urn:peppol:schema:sk-taxdata:1.0:TaxData#urn:peppol:taxdata:sk-1:1.0</code> Process Type Id: <code>cenbii-procid-ubl:urn:peppol:taxreporting</code></p> <p>To successfully pass the test case, all of the following conditions must be met:</p> <ul style="list-style-type: none"> • Submission of a valid business document • Reception of a valid MLS for the business document • Submission of a valid Tax Data Document referencing the business document • Reception of a valid MLS for the Tax Data Document <p>All steps are mandatory. If any step fails, the entire test case will be marked as failed.</p>	Running
2026-03-04T16:26:50	RECEIVE	Received transaction document with instance identifier <code>6d073f8a-22ca-4e4a-bac0-dda72c9577b4</code> Schematron validation result has failed	Failed Show details
2026-03-04T16:26:50	EVALUATION	Test case status evaluation	Failed
2026-03-04T16:26:51	MLS_SUBMISSION	BD MLS Submission The BD.MLS with instance identifier <code>c6dc22d8-f31f-499a-a0ea-09a8899b717c</code> (Response Code: RE) was submitted to testing AP without any reported errors.	Failed
2026-03-04T16:26:51	EVALUATION	Test case status evaluation	Failed

Figure 17 Audit Log Execution Table (6)

The test case is considered as “Passed” only if the document validation for both the business document and the tax data document is successful and the MLS responses sent by the Testbed, reach the SUT AP, without any reported errors. You can see an example of a passed test case in Figure 18.

2026-03-04T16:31:45	RESTART	<p>The test case expects the submission of two SBDs containing:</p> <p>1. BIS Credit Note Document Type Id: <code>busdox-docid-qns:urn:oasis:names:specification:ubl:schema:xsd:CreditNote-2:CreditNote#urn:cen.eu:en16931:2017#compliant#urn:fdc:peppol.eu:2017:poacc:billing:3.0:2.1</code> Process Type Id: <code>cenbii-procid-ubl:urn:fdc:peppol.eu:2017:poacc:billing:01:1.0</code></p> <p>2. Slovak Republic Tax Data Document Document Type Id: <code>busdox-docid-qns:urn:peppol:schema:sk-taxdata:1.0:TaxData#urn:peppol:taxdata:sk-1:1.0</code> Process Type Id: <code>cenbii-procid-ubl:urn:peppol:taxreporting</code></p> <p>To successfully pass the test case, all of the following conditions must be met:</p> <ul style="list-style-type: none"> • Submission of a valid business document • Reception of a valid MLS for the business document • Submission of a valid Tax Data Document referencing the business document • Reception of a valid MLS for the Tax Data Document <p>All steps are mandatory. If any step fails, the entire test case will be marked as failed.</p>	Running
2026-03-04T16:31:51	RECEIVE	BD Reception A BD with instance identifier <code>6d073f8a-22ca-4e4a-bac0-dda72c9577b4</code> has been received and validated successfully	Passed
2026-03-04T16:31:51	EVALUATION	Test case status evaluation	Running
2026-03-04T16:31:52	MLS_SUBMISSION	BD MLS Submission The BD.MLS with instance identifier <code>315a7222-45dc-4f65-b98d-ae4c08cc206a</code> (Response Code: AB) was submitted to testing AP without any reported errors.	Passed
2026-03-04T16:31:52	EVALUATION	Test case status evaluation	Running
2026-03-04T16:31:57	TDD_RECEPTION	TDD Reception A TDD with instance identifier <code>33f6c323-31b7-4995-be9c-56e9408ca261</code> has been received and validated successfully. Upon comparison, the received TDD document matches the expected	Passed
2026-03-04T16:31:57	EVALUATION	Test case status evaluation	Running
2026-03-04T16:31:58	MLS_SUBMISSION	TDD MLS Submission The TDD.MLS with instance identifier <code>24006ab2-f04d-48d2-bbcc-d63dc0625bb1</code> (Response Code: AB) was submitted to testing AP without any reported errors.	Passed
2026-03-04T16:31:58	EVALUATION	Test case status evaluation	Passed

Figure 18 Audit Log Execution Table (7)

When the test suite is complete (all test cases have been passed) you may also download a PDF report as shown in Figure 19.


Available test cases	TEST SUITE COMPLETED
Select test case to see more details	
Invoice Reception with Tax Reporting	Passed
Invalid Invoice Reception (Schematron errors)	Passed
Credit Note Reception with Tax Reporting	Passed
Invoice Submission with Tax Reporting	Passed
Credit Note Submission with Tax Reporting	Passed
> Enrolled configuration	
> Specification Details	
DOWNLOAD REPORT 	

Figure 19 Download Report button